

IES-8800
INDUSTRIAL
ELEVATOR
SERIES



About BELIFT

BELIFT is a homegrown company using advanced technology to improve elevators and escalators, providing efficient, comfortable, and safe experiences.

We are committed to creating custom solution for elevators and escalators with excellent craftsmanship and endless design possibilities.

JOO KOON CRESCENT
SINGAPORE

ELEVATING
THE WAYS IN
WHICH
PEOPLE
LIVE, WORK
AND PLAY.

Contents

01 .

Product
introduction

02 .

Technical
specifications

03 .

Cabin styling
options

04 .

Accessories
options

05 .

Maintenance
services

06 .


Contact
us

01.



JOO KOON CRESCENT
SINGAPORE

Product Introduction



BELIFT's IES-8800 offers robust and reliable options, regardless of environment and usage.

We provide vertical transport solutions from small to large scale cargo. This elevator option is an industry standard, preferred by many for their efficient, swift and boundless styling possibilities.


Key Features



Customized to specialized forms of equipment




Up to 1.00 m/s and high tonnages




Fully automated landing doors



Single/ Adjacent / Through Car Entrance



Green features of sleep mode and VVVF



Boundless styling options available



BUKIT BATOK STREET
SINGAPORE

Key Components



MONADRIIVE GEARLESS TRACTION MACHINE

Are highly efficient, compact, and require less maintenance due to fewer moving parts. They operate smoothly and quietly. Their space-saving design allows for machine-room-less setups.



MONARCH CONTROLLER

Is a compact elevator controller, widely adopted in the industry, combines the inverter and main control board, elevates the riding experience through enhanced performance and a sleek design.



ESHINE Elevator Door Systems

Offers customizable, comprehensive elevator door systems that ensure functionality, safety, and aesthetic appeal.

Smart Lift Technology

Remote Monitoring and Diagnostics (RM&D) for lift provide key benefits by improving maintenance and performance. RM&D allows real-time tracking of lift systems, detecting issues early and reducing downtime and costs with predictive maintenance.


It enhances safety by continuously monitoring critical components, ensuring smooth and reliable operation. Additionally, RM&D optimizes elevator performance, extends equipment lifespan, and improves overall service quality.

02.



TUAS AVENUE 6
SINGAPORE

IES-8800 Technical Specifications



Rated Load (Kg)	Rated Speed (m/s)	Pit Depth (mm)	Clear Door Opening (mm)		Lift Car Size (mm)			Shaft Size (mm)		Door Layout	No. of Door Panels
			Width	Depth	Width	Depth	Height	Width	Depth		
1600	0.5	1600	1500	2100	1500	2000	2200	2600	2500	All-in-line	4PCO
2000	0.5	1600	1500	2100	1700	2400	2200	2800	2900	All-in-line	4PCO
3000	0.5	1600	1800	2100	2000	2800	2200	3100	3300	All-in-line	4PCO
4000	0.5	1600	2000	2300	2200	3400	2400	3450	3900	All-in-line	4PCO
5000	0.5	1600	2200	2300	2400	3300	2400	3750	4000	All-in-line	4PCO
4000	0.5	1600	2600	2300	3000	6500	2400	4300	7000	All-in-line	4PCO
5000	0.5	1600	2700	2300	3500	7000	2400	4800	7500	All-in-line	4PCO
Drive System	Traction System				Configuration			Machine Room-Less			
Suitable Installation	Indoor				Shaft			Concrete Shaft			
Code Compliance	SS 550:2020				Power Requirement			3 Phase Power Supply			

03.

CABIN STYLING OPTIONS



Ceiling Lights & Wall Bumpers

LEGEND:
PSO – Panels Side Opening
PCO – Panels Centre Opening

(PCO Options Available – Up to 6 Panels)



BE-CE008
LED Down Lights

Colour:
Daylight/ Cool White/ Warm White



BE-CE009
LED Light Boxes

Colour:
Daylight/ Cool White/ Warm White



BE-CE010
LED Tube Lights

Colour:
Daylight/ Cool White/ Warm White



BE-WA010
Black Rubber Bumper



BE-WA011
Stainless Steel Bumper



BE-WA012
Timber Bumper



BE-WA013
Chequered Plate Lower Wall Panel

Select the theme that match your building interior design.

Choose your favorite hues to create your own unique style.



Wall Panels & Flooring Finishes Selection



BEAD BLAST
STAINLESS STEEL
BE-WA016



NON-DIRECTIONAL
STAINLESS STEEL
BE-WA017









RAL POWDER-COATED STEEL
BE-WA005




SATIN
STAINLESS STEEL
BE-WA015



HAIRLINE
STAINLESS STEEL
BE-WA001



RUBBER STUDDED TILES
(VARIOUS COLOURS OPTION AVAILABLE)
BE-FR003



CHEQUERED PLATE FLOORING
(RAL POWDER COATED STEEL/ ALUMINIUM/ STAINLESS STEEL)
BE-FR004

JOO KOON CRESCENT
SINGAPORE

04.

ACCESSORIES OPTIONS



Car Operating Panels & Landing Operating Panels




BE-C0001 BE-C0003 BE-C0023 BE-C0018 BE-C0020 BE-C0021



BE-L0001 BE-L0038 BE-L0023 BE-L0024 BE-L0026 BE-L0027

Complete the look of your lift with our selection of accessories.

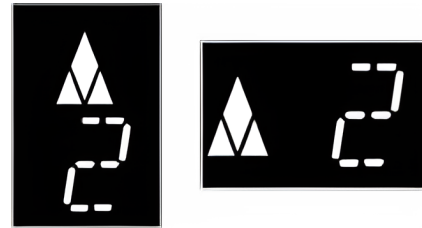
Display Indicators & Push Buttons



BE-DI003 (Standard)
 Display Size: 4.3-inch
 (55mm x 46.1mm)
 Type: Dot-Matrix
 Illum.: White/Red
 Layout: Vertical
 Interface: COP/LOP



BE-DI004
 Display Size: 4.3-inch
 (92mm x 51mm)
 Type: LED-Segment
 Illum.: White
 Backlight: Black
 Layout: Vertical
 Interface: COP/LOP



BE-DI005
 Display Size: 6.4-inch
 (128mm x 93.5mm)
 Type: LED-Segment
 Illum.: White
 Backlight: Black
 Layout: Vertical/Horizontal
 Interface: COP/LOP



BE-DI006
 Display Size: 4.3-inch
 (98.4mm x 56.8mm)
 Type: TFT Display
 Resolution: 480x272
 Background: Static Image
 Layout: Vertical
 Interface: COP/LOP



BE-DI007
 Display Size: 7-inch
 (154.7mm x 86.5mm)
 Type: TFT Picture Display
 Resolution: 800x480
 Background: Dynamic Image
 Layout: Vertical/Horizontal
 Interface: COP/LOP
 Voice Announcer: Yes

Illumination:
 Standard button backlights are in white and blue.
 Non-standard colours are available upon request.



BE-BU001
 Bronze, Dark Grey & Silver
 Finish Stainless Steel



BE-BU005
 Bronze, Dark Grey & Silver
 Finish Stainless Steel



BE-BU007
 Stainless Steel Finish



BE-BU010
 Stainless Steel Finish

Landing Doors

LEGEND:
 PSO – Panels Side Opening
 PCO – Panels Centre Opening

(PCO Options Available – Up to 6 Panels)



BE-D0001
 2 Panels Centre
 Opening
 Stainless Steel
 (2PCO)



BE-D0008
 4 Panels Centre Opening
 Stainless Steel(4PCO)0



BE-D0013
 2 Panels Vertical
 Sliding
 Stainless Steel (2PVS)

Handrails

LEGEND:
 SS – STAINLESS STEEL
 PVDF – POLYVINYLIDENE FLUORIDE



BE-HR001:
 Hairline SS Finish



BE-HR002:
 Black Powder-Coat Finish



BE-HR004:
 Hairline SS Finish



BE-HR009:
 Gold Hairline SS Finish



BE-HR011:
 Dark-Black Hairline SS Finish




BE-HR008:
 Wood-Like PVDF-Coated Steel
 with Gold Mounting Finish



TUAS AVENUE 6
SINGAPORE

05.

MAINTENANCE SERVICES



DESIGNING
BEAUTIFUL
L I F T ;
RESHAPING
THE FUTURE
OF VERTICAL
MOBILITY.

Lift maintenance is a critical process to ensure the safety, reliability, and efficiency of elevators. It involves regular inspections, testing, and servicing of the lift components.

Maintenance Services

Regular Inspections



Routine Checks:
Scheduled visits to look for wear and tear.

Operational Testing:
Make sure the elevator runs smoothly and stops accurately.

Safety Device Checks:
Ensure emergency brakes, alarms, and lights work.

Component Servicing



Lubrication:
Keep moving parts well-oiled.

Adjustments:
Fine-tune doors, brakes, and controls.

Cleaning:
Remove dust and debris from the shaft and machinery.

Callback Service



24/7 Availability:
Services to attend issues anytime promptly.

Rapid Response:
Technicians are quickly dispatched to diagnose and fix problems.

Emergency Handling:
Prioritizes emergencies like trapped passengers or major malfunctions.

Repairs and Replacements



Replace Worn Parts:
Change cables, pulleys, and electronics as needed.

Upgrades:
Implement improvements for safety and efficiency

Annual Load Test and Inspection



To engage a Specialist Professional Engineer (SPE) and jointly conduct no-load/ full-load test

and examination as per BCA prevailing standards for annual PTO renewal.


Maintenance Program

5 YEARS WARRANTY*

For controller, traction machine and hoisting ropes.

*Terms and condition applies

Standard Program



04 site visits annually.
12 site visits annually.

24hr unlimited callback emergency assistant.

Load test inspection for PTO renewal annually.

Comprehensive Program



04 site visits annually.
12 site visits annually.

24hr unlimited callback emergency assistant.

Load test inspection for PTO renewal annually.

All-inclusive repairs except for selected items.

Predictive Maintenance

Connect your elevator to our IoT-enabled system for Remote Monitoring and Diagnostics (RM&D), allowing real-time tracking of lift operations. This integration detects issues early, reduces downtime, and lowers costs through predictive maintenance.

Artificial Intelligence (AI) assists in predicting future failures, enabling early intervention with proactive issue resolution before breakdowns occur.

06.

ENABLING
PEOPLE
TO MOVE
EFFICIENTLY
COMFORTABLY
AND SAFELY.

Contact us

Visit.

29 Tai Seng Avenue, #02-02
Singapore 534119

Call.

+65 6383 9008

Email.

sales@beliftsg.com

Disclaimer: All materials are sole property of Belift Pte Ltd and shall not be published, copied or disseminated without prior approval from Belift Pte Ltd. The contents herein are estimated for sensing purposes only and subject to changes without prior notification.

BELIFT
MOVING PEOPLE BETTER

